



19 OCTOBER 2015

Support for Statewide Initiatives Fades: I-1366 Support-Opposition Even; I-1402 Still Has 3-1 Lead

A 13-point lead in July for Initiative 1366 appears to have evaporated with the summer heat. Support for the tax limitation measure slipped from 49% to 42% since July, while opposition grew from 36% to 42% last week. Yet neither side is over 50% and 16% were still undecided.

As is so often the case, the verdict will come down to voter turnout and late deciders. In this latest *Elway Poll*, support was lowest among those most likely to vote and highest among those least likely to vote, suggesting that the higher the voter turnout, the better the odds for I-1366.

So-called “perfect voters,” people who have voted in all 4 of the last 4 elections, comprised 32% of this sample. “Frequent voters,” (voted at least 3 times) made up 53% of this sample.

Among these “perfect voters,” vote inclination dropped from 45-41% in favor in July to 38-46% last week—a 12-point negative swing.

Among “frequent voters” the drop was more dramatic: from 54-37% in favor in July to 41-43% last week—a 19-point negative swing.

If this survey were the election and only “perfect voters” who have decided cast ballots, turnout would be about 32% and I-1366 would lose by 55% to 45%.

If only “frequent voters” voted, turnout would be about 53% and I-1366 would lose by 51% to 49%.

Both of these estimates assumes no undecided voters. If you vote, you have to vote “for” or “against.”

But the election is not today, neither side has a majority, and 16% are still undecided.

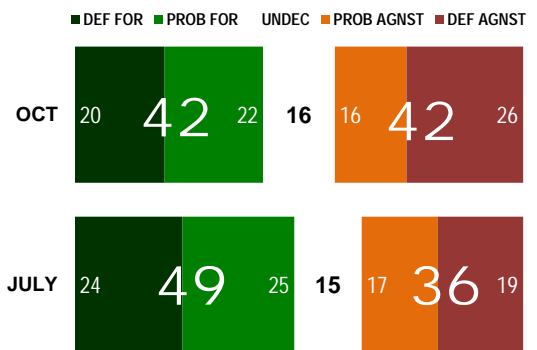
In a 53% turnout election, I-1366 would need 56% of the undecided voters to win. If turnout is 32%, it would need 75% of the undecided voters to win. A tall order, but not unprecedented. Previous late polls on initiatives to require a 2/3 vote to raise taxes have tended to underestimate support.

Most likely to support I-1366:

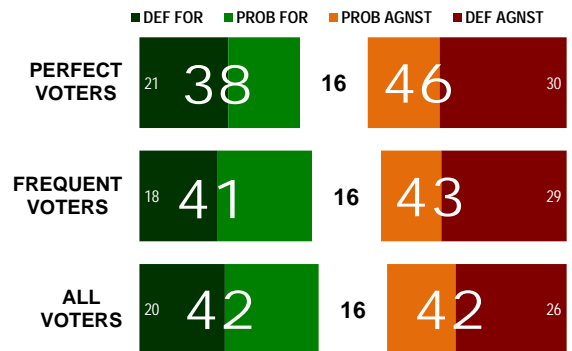
- Republicans (63%) v. 29% of Democrats;
- Under age 35 (58%) v. 39% of those over 50;
- Income under \$50,000 (50%) and over \$100,000 (48%) v. 39% of those between \$50-99,000;
- Those without a college degree (47%) v. 29% of those with graduate school.

The only majorities opposed were among Democrats (51%) and voters with a graduate school education (57%).

I-1366: JULY TO OCTOBER



I-1366 BY VOTE LIKELIHOOD



INITIATIVE 1366: Constitutional amendment for tax increases

Initiative 1366 concerns state taxes and fees. This measure would decrease the sales tax rate unless the legislature refers to voters a constitutional amendment requiring two-thirds legislative approval or voter approval to raise taxes, and legislative approval for fee increases. As things stand today, how are you inclined to vote on this measure?

Sample Profile

500 registered voters, selected at random from registered voter lists in Washington state, were interviewed October 13-15, 2015 by live, professional interviewers. 28% were conducted on cell phones. The margin of sampling error is ±4.5% at the 95% level of confidence. This means, in theory, had this same survey been conducted 100 times, the results would be within ±4.5% of the results reported here at least 95 times.

REGION	
King County	31%
Pierce + Kitsap	16%
North Sound (Snohomish to Whatcom)	17%
Western Washington (Clallam to Clark)	17%
Eastern Washington	20%
GENDER	
Male	46%
Female	54%
AGE	
18-35	7%
36-50	23%
51-64	38%
65+	31%
PARTY IDENTIFICATION	
Democrat	34%
Republican	24%
Independent	42%
VOTE HISTORY	
0-2 Votes in Last 4 Elections	47%
3 Votes in Last 4 Elections	21%
4 Votes in Last 4 Elections	32%
EDUCATION	
High School	15%
Some College	31%
College Graduate	35%
Post Graduate	18%
HOUSEHOLD INCOME	
<\$50,000	25%
\$50 - 74,000	20%
\$75 - 99,000	14%
\$100,000+	19%
No Answer	22%

The Elway Poll

The Elway Poll is an independent, non-partisan analysis of public opinion in Washington and the Northwest.

PROPRIETARY QUESTIONS: Each quarter, space is reserved in the questionnaire to allow for proprietary questions. The fee for proprietary questions is \$1000 per question. You will receive the results of your question(s) with full crosstabulations within three days after the interviews are completed.

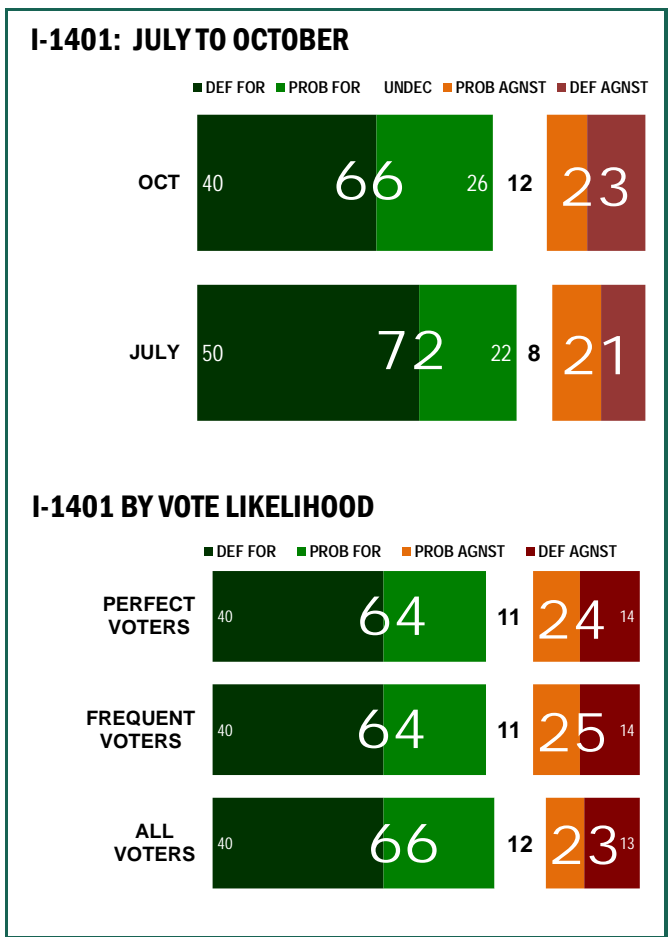
The Elway Poll
 Seattle, WA
 206/264-1500 FAX: 264-0301
 epoll@elwayresearch.com

I-1401 Holding on to 3:1 Lead

Although support for Initiative 1401 has faded slightly, the measure to increase penalties for trafficking in endangered species still has a 66-23% lead in last week's *Elway Poll*.

As in the July poll, support was strong across all categories of voter. Republicans were the only category below 60% support, and they were at 57%.

Unlike I-1366, projected voter turnout does not appear to have an effect on I-1401: it had support from 64% of "perfect voters" and 67% of those who had voted less than half the time.



INITIATIVE 1401: Endangered species trafficking
 Initiative 1401 concerns trafficking of animal species threatened with extinction. This measure would make selling, purchasing, trading, or distributing certain animal species threatened with extinction, and products containing such species, a gross misdemeanor or class-C felony, with exemptions for certain types of transfers. As things stand today, how are you inclined to vote on this measure?