

Washington



America's Youngest Outcasts: State Report Card on Child Homelessness

STATE RANKS (1-50, 1 = best)

For the complete Report Card (including sources), please visit:
www.HomelessChildrenAmerica.org

Number of homeless children (24,038): **39th**

1.57% homeless out of all children

10% homeless among children living in poverty



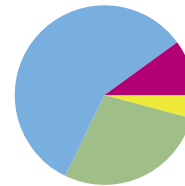
Who are Washington's homeless children?

Age:

Under 6 years	10,096
Grades K-8 (enrolled)	9,575
Grades 9-12 (enrolled)	4,367
TOTAL	24,038

Race/Ethnicity

*Among children living in poverty. Not available for homeless children.



- White (58%)
- Black (10%)
- Asian (4%)
- Native American (0%)
- Hispanic (28%)



Housing and Income

Minimum wage:\$8.07
Average wage for renters:\$13.92
Hourly wage needed to afford 2-BR apartment:\$15.95



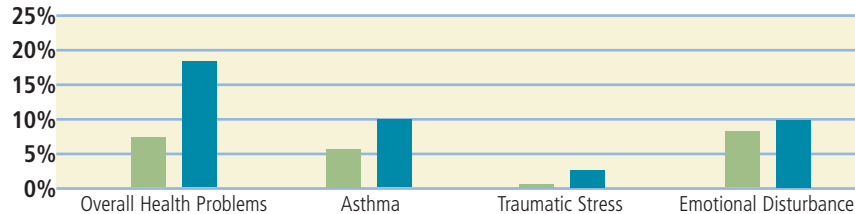
Food Security

1 in 26 children in Washington do not know where they will get their next meal.



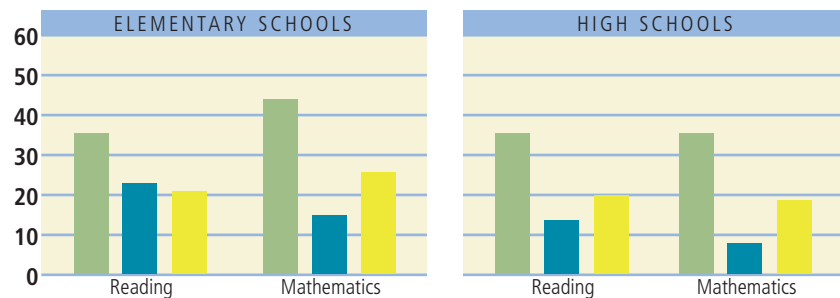
Homelessness and Children's Health Studies comparing homeless children to those of middle-income families

- Middle-income children in state
- Homeless children



Educational Achievement Reading and math proficiency using the Federal NAEP standard

- All students NAEP scores
- Homeless children NAEP scores
- School lunch children NAEP scores



HS Graduation Rate for Homeless Children: <25%

Long-Term Economic Consequences of Not Graduating From High School

In lifetime earnings and contributions to society

Difference in lifetime earnings: HS degree vs. without\$200,000
Net lifetime increased contributions to society with HS degree ... (per student) \$127,000
Number of homeless HS students in Washington4,367
High school graduation rate for homeless children< 25%



WA loss in lifetime earnings\$700 million
WA loss in contributions to society\$416 million



Policy & Planning: WASHINGTON



Housing Policies

Emergency shelter units for homeless families	.827
Transitional housing units for homeless families	2,628
Permanent supportive housing units	595
Total capacity	4,050

Does Washington have a State Housing Trust Fund? YES NO

Wait List Priorities:

	Section 8	Public Housing
Domestic violence	<input checked="" type="checkbox"/> YES <input type="checkbox"/> NO	<input checked="" type="checkbox"/> YES <input type="checkbox"/> NO
Homelessness	<input checked="" type="checkbox"/> YES <input type="checkbox"/> NO	<input checked="" type="checkbox"/> YES <input type="checkbox"/> NO

Section 8 wait list: **No Data**

Public Housing wait list: **89%** are extremely low income families



Income/Wages

At minimum wage a full-time worker earns **51%** of what is needed to afford a 2-BR at FMR.

Per month, **152%** of TANF benefit would need to be spent on rent to afford a 2-BR at FMR.

Does WA have a State Earned Income Tax Credit? YES NO

Is it refundable?N/A

Child Care

Average annual cost for child care (4-year old) . . . \$6,891

Families use child care vouchers for:

- Employment: 83%
- Training and education: 7%
- Employment AND training/education: 1%

Does WA prioritize children who are homeless when distributing child care vouchers? YES NO



Health Policies

% uninsured children	.7.1%
% total Medicaid expenditures spent on children	.16.4%
Medicaid eligibility by % of Federal Poverty Level	
Infants	.200%
Children ages 1-5	.200%
Children ages 6-19	.200%



Food Security Policies

% eligible children enrolled in food stamps	.65%
% schools with school breakfast program (among schools who provide school lunch)	.89.8%



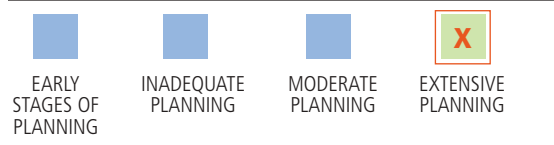
State Planning

Does Washington have an interagency council on homelessness? YES NO

What 10-year Planning Efforts Have Taken Place?

In 2006, Washington developed the *State of Washington Ten-Year Homeless Plan*. This plan contains an extensive focus on children and families experiencing homelessness, as well as goals to increase access to affordable housing, create programs to prevent evictions, improve outreach and case management services, improve access to mainstream services, increases employment opportunities, and increase public awareness of homelessness.

State Planning Ranking for Washington



Education

Barriers reported by McKinney-Vento subgrantees:

Eligibility	.26.1%	School Selection	.13%
Immunizations	.21.7%	School Records	.26.1%
Other Med. Records	.0%	Transportation	.56.5%
Other Barriers	.39.1%		

Additional funding allocated to schools for education of homeless children (per child): \$36

Dedicated state funding for homeless education? YES NO

* WASHINGTON'S RANKS

	RANK
Extent of child homelessness	.35
Child well-being	.34
Risk for child homelessness	.23
State policy and planning	.Extensive
Overall Rank	.25

*States ranked 1-50 with 1 being best and 50 worst.

