

# Idaho

Overall State Rank  
**23**

## America's Youngest Outcasts: State Report Card on Child Homelessness

## STATE RANKS (1-50, 1 = best)

For the complete Report Card (including sources), please visit:  
[www.HomelessChildrenAmerica.org](http://www.HomelessChildrenAmerica.org)

**Number of homeless children (3,488):** **10<sup>th</sup>**

**.84%** homeless out of all children

**5%** homeless among children living in poverty

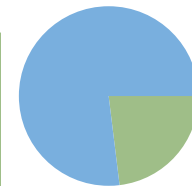


### Who are Idaho homeless children?

Age:		
	Under 6 years	1,339
	Grades K-8 (enrolled)	1,295
	Grades 9-12 (enrolled)	554
	<b>TOTAL</b>	<b>3,188</b>

### Race/Ethnicity

\*Among children living in poverty. Not available for homeless children.



- White (77%)
- Black (0%)
- Asian (0%)
- Native American (0%)
- Hispanic (23%)



### Housing and Income

Minimum wage: .....\$6.55  
Average wage for renters: .....\$9.99  
Hourly wage needed to afford 2-BR apartment: .....\$12.17



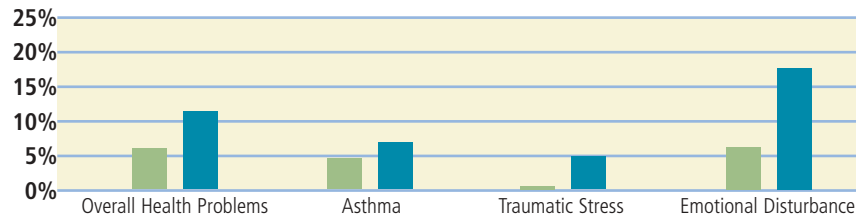
### Food Security

**1 in 27** children in Idaho do not know where they will get their next meal.



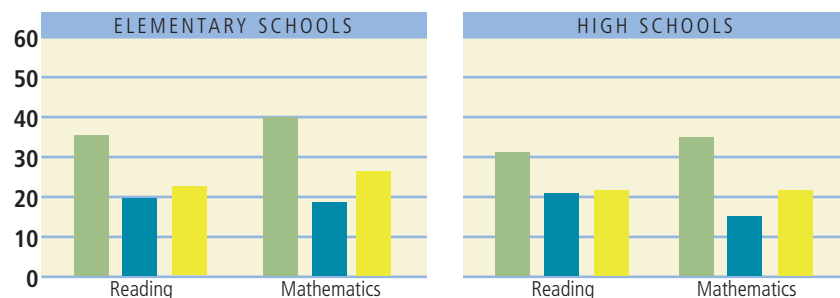
### Homelessness and Children's Health Studies comparing homeless children to those of middle-income families

- Middle-income children in state
- Homeless children



### Educational Achievement Reading and math proficiency using the Federal NAEP standard

- All students NAEP scores
- Homeless children NAEP scores
- School lunch children NAEP scores



**HS Graduation Rate for Homeless Children: <25%**

### Long-Term Economic Consequences of Not Graduating From High School

In lifetime earnings and contributions to society

Difference in lifetime earnings: HS degree vs. without .....\$200,000  
Net lifetime increased contributions to society with HS degree ... (per student) \$127,000  
Number of homeless HS students in Idaho .....554  
High school graduation rate for homeless children .....<25%



**ID loss in lifetime earnings .....\$83 million**  
**ID loss in contributions to society .....\$53 million**



# Policy & Planning: IDAHO



## Housing Policies

Emergency shelter units for homeless families	107
Transitional housing units for homeless families	183
Permanent supportive housing units	58
<b>Total capacity</b>	<b>348</b>

Does Idaho have a State Housing Trust Fund?  YES

<b>Wait List Priorities:</b>	<b>Section 8</b>	<b>Public Housing</b>
Domestic violence	No Data	No Data
Homelessness	No Data	No Data

Section 8 wait list: **No Data**

Public Housing wait list: **No Data**



## Income/Wages

At minimum wage a full-time worker earns **54%** of what is needed to afford a 2-BR at FMR.

Per month, **205%** of TANF benefit would need to be spent on rent to afford a 2-BR at FMR.

Does ID have a State Earned Income Tax Credit?  NO

Is it refundable? . . . . .N/A

## Child Care

Average annual cost for child care (4-year old) . . . \$4,410

Families use child care vouchers for:

- Employment: 72%
- Training and education: 12%
- Employment AND training/education: 17%

Does ID prioritize children who are homeless when distributing child care vouchers?  NO



## Health Policies

% uninsured children	12.2%
% total Medicaid expenditures spent on children	20.7%
Medicaid eligibility by % of Federal Poverty Level	
Infants	133%
Children ages 1-5	133%
Children ages 6-19	133%



## Food Security Policies

% eligible children enrolled in food stamps	58%
% schools with school breakfast program (among schools who provide school lunch)	91.6%



## State Planning

Does Idaho have an interagency council on homelessness?  YES

### What 10-year Planning Efforts Have Taken Place?

At the time of this publication, Idaho did not have a ten-year plan that focused on children and families.

### State Planning Ranking for Idaho



## Education

Barriers reported by McKinney-Vento subgrantees:

Eligibility	22.2%	School Selection	11.1%
Immunizations	22.2%	School Records	11.1%
Other Med. Records	0%	Transportation	33.3%
Other Barriers	11.1%		

Additional funding allocated to schools for education of homeless children (per child): . . . . . \$62

Dedicated state funding for homeless education?  NO

### \* IDAHO'S RANKS

	RANK
Extent of child homelessness	13
Child well-being	30
Risk for child homelessness	15
State policy and planning	Inadequate
<b>Overall Rank</b>	<b>23</b>

\*States ranked 1-50 with 1 being best and 50 worst.

